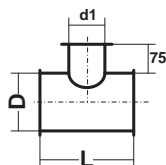
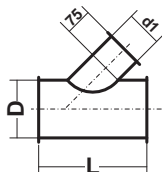


Abzweiger 90° / 45° / 30° TES 90° / 45° / 30°

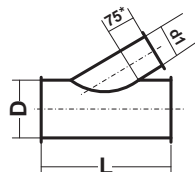
Mat. verzinkt / galvanisé



$L = d1 + 150$
Abzweiger 90°
Tés 90°



$L = (d1:0.7) + 150$
Abzweiger 45°
Tés 45°



$L = (d1:0.5) + 150$
Abzweiger 30°
Tés 30°

*150mm bei Flanschbord / avec bord pour flasque

NW	Abzweiger 90° VTC90	Abzweiger 45° VTC45	Abzweiger 30° VTC30
80	60.00	68.00	74.00
100	60.00	68.00	74.00
120	62.00	70.00	77.00
125	62.00	70.00	77.00
140	66.00	74.00	82.00
150	67.00	75.00	83.00
160	68.00	76.00	84.00
180	74.00	84.00	93.00
200	79.00	90.00	99.00
225	85.00	95.00	104.00
250	92.00	104.00	114.00
280	96.00	109.00	119.00
300	100.00	112.00	123.00
315	112.00	131.00	144.00
350	136.00	169.00	186.00
355	136.00	169.00	186.00
400	146.00	182.00	192.00
450	187.00	233.00	237.00
500	195.00	243.00	267.00
560	216.00	270.00	318.00
600	242.00	302.00	372.00
630	293.00	343.00	392.00
650	306.00	359.00	406.00
700	316.00	372.00	425.00
710	326.00	384.00	435.00
750	379.00	446.00	509.00
800	447.00	526.00	599.00
900	563.00	661.00	754.00
1000	675.00	794.00	905.00